

The Fitton Center for Creative Arts

1



Getting Ready:

I will wear comfortable clothes and shoes.

I might bring a water bottle in case I get thirsty.

I will use the bathroom before starting my activity.

2




Arriving to the Fitton Center:

We will drive to the Fitton Center for Creative Arts.

We will enter through the entrance and see the front desk.

There may be other people inside visiting or taking classes.

3




Exploring the Center:

The Fitton Center has art galleries, classrooms, and a theater.

I will see paintings, sculptures, and other artwork.

4




Sensory Tips:

The center may be quiet in the galleries but louder in the class area.

If it is too noisy, I can wear headphones or take a break.

If I feel overwhelmed, I can step outside or find a quiet space.

5




Watching a Performance:

If I am here for a show, I will sit in my chair and watch the performance.

I will listen and try not to talk during the show.

If the sounds and lights are too much, I can close my eyes or use headphones.

6



Leaving the Center:

When I am done, I will go back to the car.

I can talk about my favorite part of the visit.

I can come back another day to see more art or take a class!