

# Holiday Auto Theatre

1



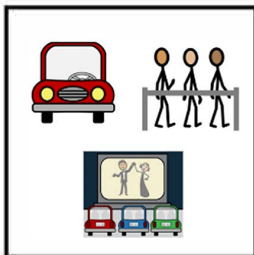
## Getting Ready:

I will wear comfortable clothes.

I might bring a blanket or pillow to be cozy in the car.

I can buy snacks and drinks to enjoy during the movie.

2




## Arriving at the Theatre:

We will drive to Holiday Auto Theatre.

When we arrive, we will wait in line to buy tickets or show our online tickets.

There will be other cars parked there to watch the movie too.

3




## Finding a Spot and Getting Ready:

We will find a parking spot facing the movie screen.

I will stay inside the car or sit outside if I want.

If I sit outside, I will use a chair and stay close to the car.

4




## Watching the Movie:

The movie will play on a big screen outside.

We will listen to the movie sound through a radio.

I will sit and enjoy the movie while being quiet so others can watch.

5




## Sensory Tips:

The theatre may be crowded, with many cars and people around.

There may be bright lights from cars or the screen.

If the sounds are too loud, I can cover my ears or turn down the car volume.

6




## Taking a Break:

If I need a break, I can sit quietly in the car.

I can take deep breaths if I feel overwhelmed.

I can wear headphones if the sound is too much for me.

7



## Leaving the Theatre:

When the movie is over, we will wait for cars to leave in an orderly line.

I will stay seated and buckle my seatbelt.

I can talk about my favorite part of the movie on the way home.