

Nation Road Horse Rental


1



Getting Ready:

I will wear long pants and closed-toe shoes.
I might bring a water bottle and sunscreen.
I can bring a helmet if I have one.

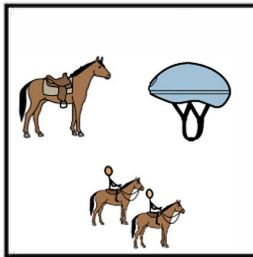
2



Arriving at Nation Road Horse Rental:

We will drive to the horse rental and park the car.
We will meet the horses and the guide.
I will listen to instructions about safety.


3



Riding a Horse:

I will be matched with a horse that is a good fit for me.
I will wear a helmet and follow directions from the guide.
We will go on a calm trail ride together.


4



Sensory Tips:

Horses may make sounds and have strong smells.
The trail may have bumps, wind, or sunshine.
I can take breaks or ask for help if I feel nervous.

5



Leaving the Horse Rental:

After the ride, we will say goodbye to the horses.
I can wash my hands and get back into the car.
I can talk about what I liked best!