

Petals and Wicks

1



Getting Ready:

I will wear comfortable clothes.
I might bring a water bottle in case I get thirsty.
I will use the bathroom before starting my activity.


2



Arriving at Petals and Wicks:

We will drive to Petals and Wicks.
When we arrive, we will go inside and see the front desk.
There may be other people making candles or picking out scents.


3



Choosing My Candle or Project:

I can choose a candle jar or other scented product to make.
I will pick my favorite scents from the scent wall.
If I need help, I can ask a staff member for guidance.

4



Making My Candle:

I will mix my scents together to create a unique smell.
I will carefully pour the wax into my jar.
I will follow the instructions and be safe around the warm wax.


5



Sensory Tips:

The shop may have strong smells from the candles and scents. If the smells are too strong, I can take deep breaths, or step outside for fresh air. If it gets too noisy, I can wear headphones or take a break.


6



Waiting for My Candle to Set:

My candle will need time to cool and set before I can take it home.
While I wait, I can leave and come back later to pick up my candle.

7



Leaving the Store:

When my candle is ready, I will take it home with me.
I can talk about my favorite part of the visit.
I can come back another day to make another candle.